

# Italy and the labour market: improvement, with caveats

By Céline Antonin

Since early 2015, the renewal of growth in Italy, the implementation of Act II of Matteo Renzi's Jobs Act, and the reduction in business charges have undeniably contributed to the improvement on the country's jobs front. Dynamic job creation, particularly with permanent (CDI) contracts, and an increase in the labour force, could give the impression that (partial) liberalization of Italy's labour market has resolved the structural weaknesses it has been facing. Nevertheless, in the first half of 2016, the creation of permanent jobs has severely dried up, and what is driving growth in employment now is an increase in fixed-term (CDD) contracts. Moreover, stagnating labour productivity has accompanied more employment-yielding growth, particularly in the services sector. So in the absence of further action to address Italy's structural weaknesses, the upturn in the labour market may not last.

## A brief review of recent labour market measures

The Jobs Act is a continuation of a series of recent measures put in place since 2012 that are intended to create a more flexible labour market (see [C. Antonin, Matteo Renzi's Jobs Act: A very guarded optimism](#)). In Act I, the Jobs Act led to extending the duration of fixed-term contracts from 12 to 36 months, eliminating waiting periods and allowing more renewal periods, while limiting the proportion of fixed-term contracts within a given company. Act II introduced a new type of permanent contract, with greater protection and severance pay increases in line with seniority. It also abolished the misuse of *contratti di collaborazione*, precarious work contracts often used to disguise an employment relationship. These were

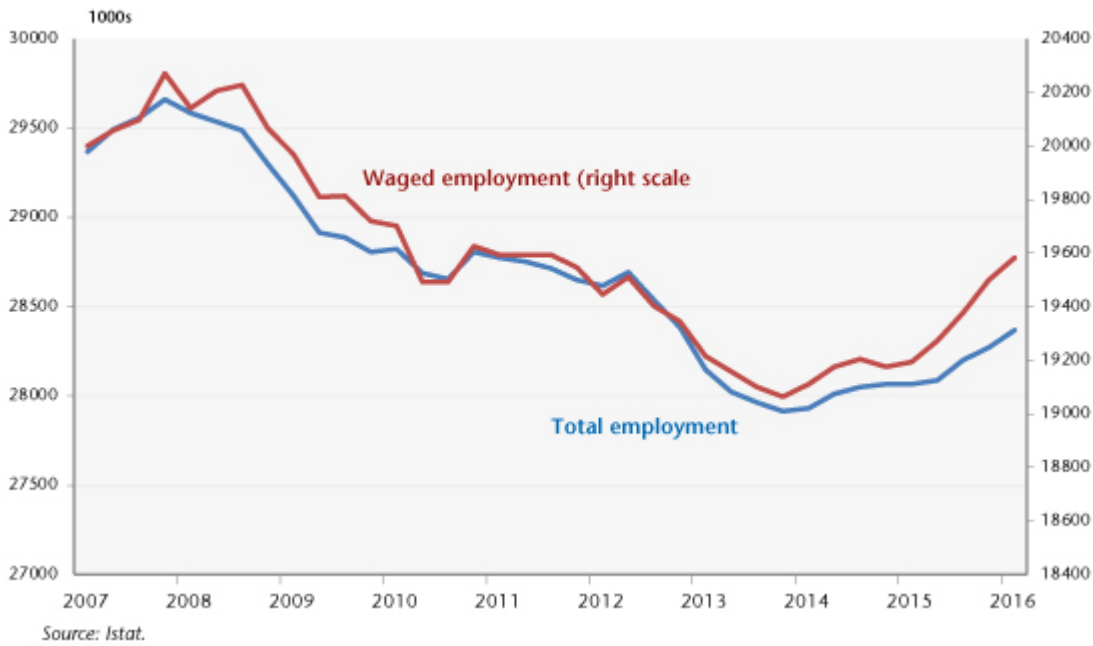
to be transformed into employment contracts from 1 January 2016 (1 January 2017 for the public administration).

Furthermore, Italy has opted for cutting the taxation of labour: in 2015, the wage share of the IRAP (regional tax on productive activities) for employees on permanent contracts was removed. Above all, the 2015 Finance Act abolished social security contributions for 3 years on the new form of permanent contracts with greater protection, up to a limit of 8,060 euros per year for new hires between 1 January and 31 December 2015 who had not been on permanent contracts in the six months preceding their employment. The total cost to the budget was 1.8 billion euros. The programme was partially extended in 2016: companies taking on employees on the new permanent contracts in 2016 will be exempted from 40% of their social contributions for 2 years, and the cap on the exemption from contributions was reduced to 3,250 euros per employee.

### **A sharp increase in the number of jobs created, but stagnation in the creation of permanent jobs in 2016 ...**

Since the beginning of 2015, the number of jobs grew strongly in Italy (Figure 1), but still falls far short of the pre-crisis level: between the first quarter of 2015 and the first quarter of 2016, the number of jobs grew by 304,000 (+391,000 permanent jobs).

Figure 1. Waged employment and total employment



A breakdown of these figures (Table 1) reveals a major difference between 2015 and the first half of 2016: the number of new CDI jobs exploded in 2015 (+281,000 between January and December 2015), before drying up in the first half of 2016 (-18,000 from January to June 2016). In 2015, the dramatic increase in the number of CDI contracts is partly explained by the replacement of precarious jobs by permanent jobs with progressive guarantees. Thus, of the 2.0 million CDI jobs created in 2015, there were 1.4 million new CDIs and 575,000 fixed-term (CDD) contracts converted into CDIs (source: INPS). 60.8% of these new contracts benefited from the exemption from social security contributions. However, the number of new CDI contracts dropped by 33% in the first half of 2016 compared to the first half of 2015, as a result of the reduced creation of CDIs *ex nihilo* and a sharp fall in the conversion of CDDs into CDIs (-37%). There was nevertheless a sharp increase in the number of the self-employed in 2016, after two consecutive years of decline.

**Table 1. Creation of jobs by category (flows)**

1000s of jobs

	Jan-Dec 2015	Jan-Jun 2015	Jan-Jun 2016
Waged jobs	316	194	61
In CDI	281	143	-18
In CDD	35	51	79
Self-employed	-135	-80	126
Total employment	181	114	187

Source : Istat, Author's calculations.

Thus, the zeal for CDIs mainly occurred in 2015, before withering in 2016. One of the reasons is the following: **the reduction in social contributions for new hires on permanent contracts had a stronger impact than the Jobs Act itself.** In fact, the reduction in social contributions applied only to contracts concluded in 2015. These were renewed for 2016, but on a much more limited scale (two years compared with three, with the cap on the exemption from payroll taxes cut by more than half), which may well explain the decline in enthusiasm. Moreover, an anticipation effect can be seen for the month of December 2015 (Table 2), with a steep increase in the number of CDIs fully exempt (they more than quadrupled compared to the average of the preceding eleven months). In the first half of 2016, there were on average 42,000 people hired per month who benefited from the two-year exemption on contributions, or 31% of total permanent CDI contracts<sup>[1]</sup>, compared with 128,000 in 2015 (taking into account December). In 2015, the exempt contracts accounted for 61% of the total.

**Table 2. New CDIs by category (exempt from charges or not)**

In monthly average

	Average Jan-Nov 2015	Dec. 2015	Average Jan-Jun 2016
New exempt CDIs (a)	78 324	248 919	32 802
Converted from CDD into exempt CDIs (b)	27 921	130 324	9 205
Total CDIs exempt (a+b)	106 245	379 243	42 008
Total CDIs created	186 495	450 186	133 532
% CDIs exempt of total CDIs	57 %	84 %	31 %

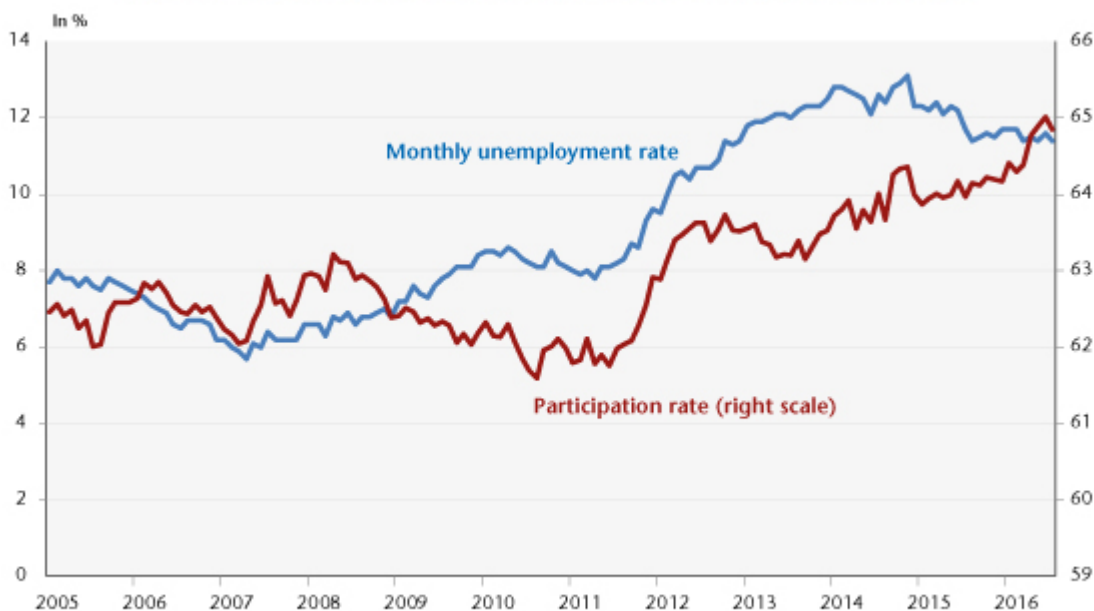
Note : The month of December was considered separately due to the sharp increase in the number of CDIs signed in that period.  
Source : INPS, author's calculations.

**... but stagnation in the number of jobless due to the growth in the workforce ...**

Despite the dynamic jobs market, unemployment has stagnated in Italy since mid-2015 at a level of 11.6% (Figure 2). This paradox is explained by the increase in the active population: between July 2015 and July 2016, the workforce expanded by 307,000 people. Several phenomena are behind this:

1. The pension reform, which has led to seniors staying in their jobs;
2. A “flexion” or bending effect: with the return of growth and the improvement in the labour market, discouraged workers have begun looking for jobs again;
3. Immigration: positive net migration has had an impact on the labour market. The share of foreigners in Italy’s labour force rose from 10.7% to 11.1% between first quarter 2014 and first quarter 2016.

**Figure 2. Unemployment rate and participation rate, 2005-June 2016**



Source: Istat.

In conclusion, although it is not reflected in the unemployment figures, there has been an undeniable improvement in Italy’s labour market, with a great deal of job creation and marked growth in the workforce. This improvement is

attributable not just to the Jobs Act, but to three combined factors: 1) the return of growth since 2015, driven by the ultra-accommodative policy of the European Central Bank, less fiscal austerity and falling oil prices; 2) the reduction in labour taxes introduced in 2015 and extended in part in 2016; and 3) the implementation of the Jobs Act. In the light of Table 2, it can also be assumed that the reduction of business social charges had a stronger impact than the Jobs Act per se.

After the upturn in 2015, the figures for the first half of 2016 call for caution. The drying up of the creation of permanent jobs in 2016 shows that the Renzi reform did not resolve the underlying problem, namely the structural weaknesses of Italy's labour market, in particular labour productivity. To restore growth and employment, Italy really needs to address the issue of structural reform, including the poor level of innovation, research and development, the low level of competitiveness and the undercapitalization of its SMEs.

[1] including the conversion of CDD contracts into CDIs.

---

## **Matteo Renzi's Jobs Act: A very guarded optimism**

By Céline Antonin

At a time when the subject of labour market reform has aroused passionate debate in France, Italy is drawing some initial lessons from the reform it introduced a year ago. It should be noted that the labour market reform, dubbed the Jobs Act, had

been one of Matteo Renzi's campaign promises. The Italian labour market has indeed been suffering from chronic weaknesses, including segmentation, a duality between employees with and without social protection, high youth unemployment, and a mismatch between costs and labour productivity. Renzi's reform takes a social-liberal approach, advocating flexicurity, with the introduction of a new permanent employment contract with graduated protection, lower social charges on companies, and better compensation and support for the unemployed. Although the initial assessment is surely positive in terms of both unemployment and job creation, there's no cause for hasty triumphalism: the reform has been implemented in especially favourable circumstances, marked by a return of growth, an accommodative policy mix, and a stagnating work force.

### **Jobs Act Italian-style: The key points**

The Jobs Act is actually the latest in a series of measures adopted since the Fornero Act of 2012 that are aimed at a more flexible labour market. Act I of the Jobs Act, the Poletti Decree (DL 34/2014), was adopted on 12 May 2014, but went relatively unnoticed because it targeted fixed-term contracts and apprenticeships. It allowed in particular extending the duration of fixed-term contracts from 12 to 36 months, suppressing gap periods, and allowing for more fixed-term contracts to be renewed, all while limiting the proportion of fixed-term contracts within a single company[\[1\]](#).

The real change came with Act II of the Jobs Act, for which the Italian Senate passed enabling legislation on 10 December 2014. The eight implementing decrees adopted in the first half 2015 have four key points:

- The elimination of Article 18 of the Labour Code, which allowed reinstatement in cases of manifestly unfair dismissal: the reinstatement requirement was replaced by a requirement for indemnification that is capped[\[2\]](#), with reinstatement

still being required in case of a dismissal involving discrimination;

- The creation of a new form of permanent (open-ended) contract and graduated protection, lying between permanent contracts and fixed-term contracts: dismissal was facilitated during the first three years on the job, with severance pay that increases with employee seniority;

- The suppression of the abuse of what are called “collaboration contracts”, [\[3\]](#) precarious contracts that are often used to disguise an actual employment relationship, affecting about 200,000 people. These contracts will be transformed into wage labour contracts from 1 January 2016 (1 January 2017 for public administrations), except for a few limited cases;

- The reform of unemployment insurance, with an extension of compensation schemes. The benefit period, for instance, is extended to two years (from 12 months previously). As for compensation for short-time working (“technical unemployment”), this is extended to cover apprentices and companies with 5-15 employees [\[4\]](#). A National Employment Agency (ANPAL), which introduces a one-stop system that helps to link training and employment, was also established.

Note that only measures related to experimentation with a national minimum wage [\[5\]](#), which are contained in the enabling law in December 2014, were not addressed.

Alongside the Jobs Act, Italy opted to lower taxes on labour: in 2015, the wage part of the IRAP (equivalent to a business tax) for those employed on permanent contracts was eliminated, reducing the amount of the IRAP by about one-third. Above all, Italy’s 2015 Budget Act eliminates social security contributions for 3 years on the new open-ended contracts with graduated protection, up to a limit of 8,060 euros per year for new hires taken on between January 1 and December 31, 2015

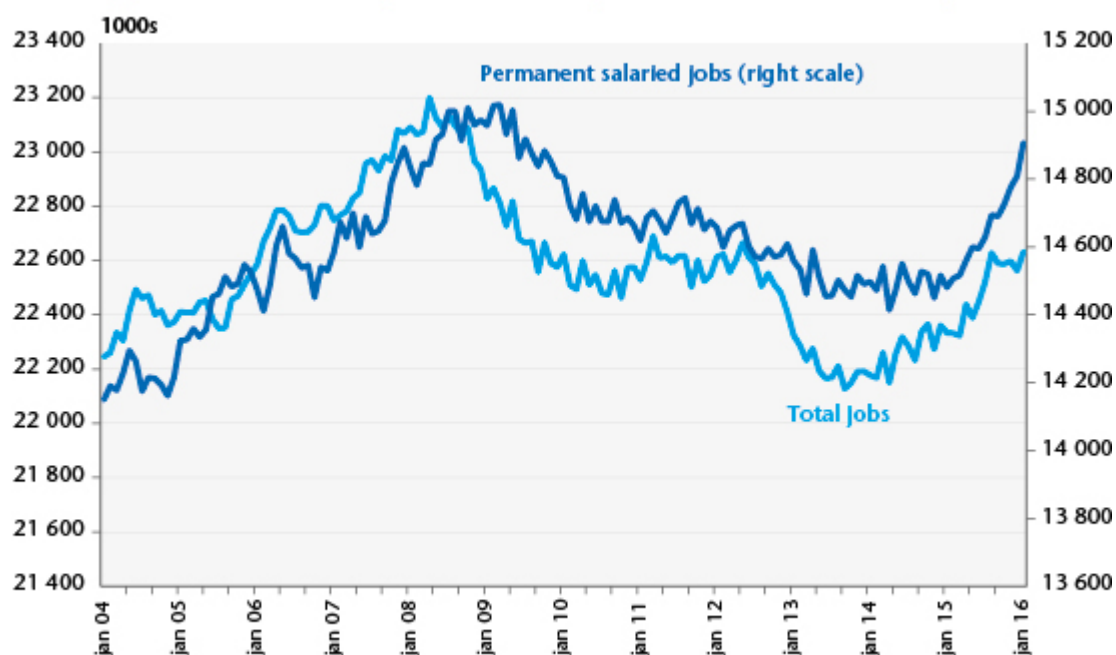


who did not have permanent job contracts in the six months preceding their hiring. This measure is expected to cost 3.5 billion euros between now and 2018. It was extended in 2016: companies that hire employees on the new permanent contracts in 2016 will be exempt from 40% of social security contributions for 2 years.

### Strong jobs growth and a lower unemployment rate

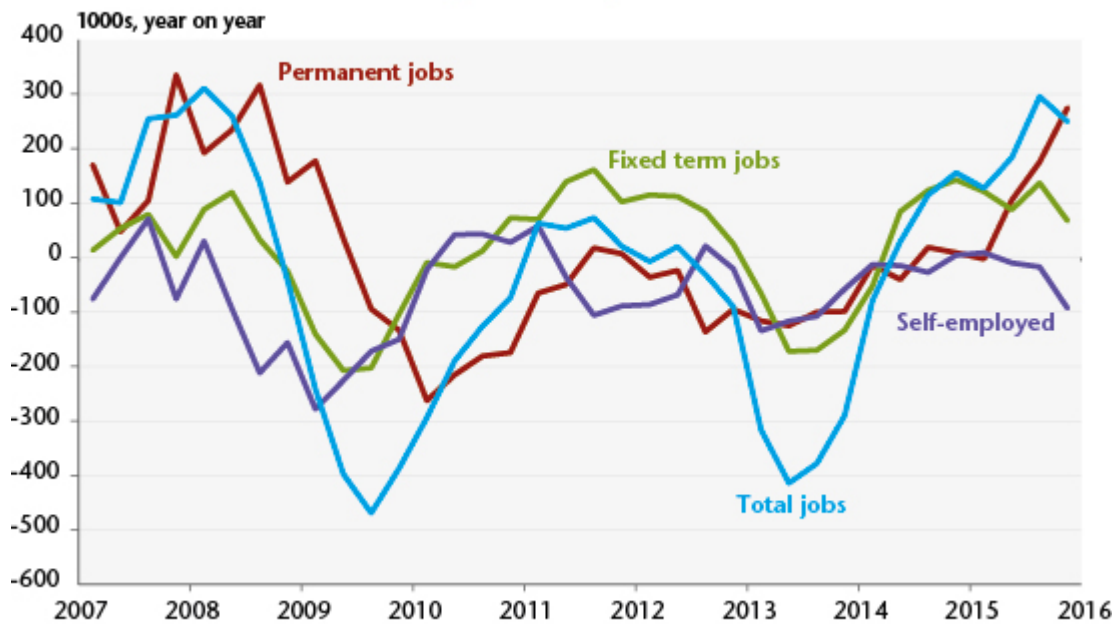
There has been strong growth in employment, in particular permanent jobs, since the start of 2015: between January 2015 and January 2016, the number of employed increased by 229,000, with strong growth in the number of salaried employees (+377,000) and a decline in the number of self-employed (-148,000). Among employees, there was a sharp increase in the number of permanent positions (+328,000). The number of permanent employees has now returned to the 2009 level of 22.6 million (Figure 1); as for total employment, even if it has not yet reached its pre-crisis level, the decline in the 2012-2014 period has been overcome. At the same time, the annual rate of job creation has returned to its pre-crisis level, with growth of about 250,000 per year (Figure 2).

**Figure 1. Number of jobs (total and permanent), 2004-January 2016**



Sources : Istat, author's calculations.

**Figure 2. Annual change in number of jobs by contract type, Q1 2007 – Q4 2015**

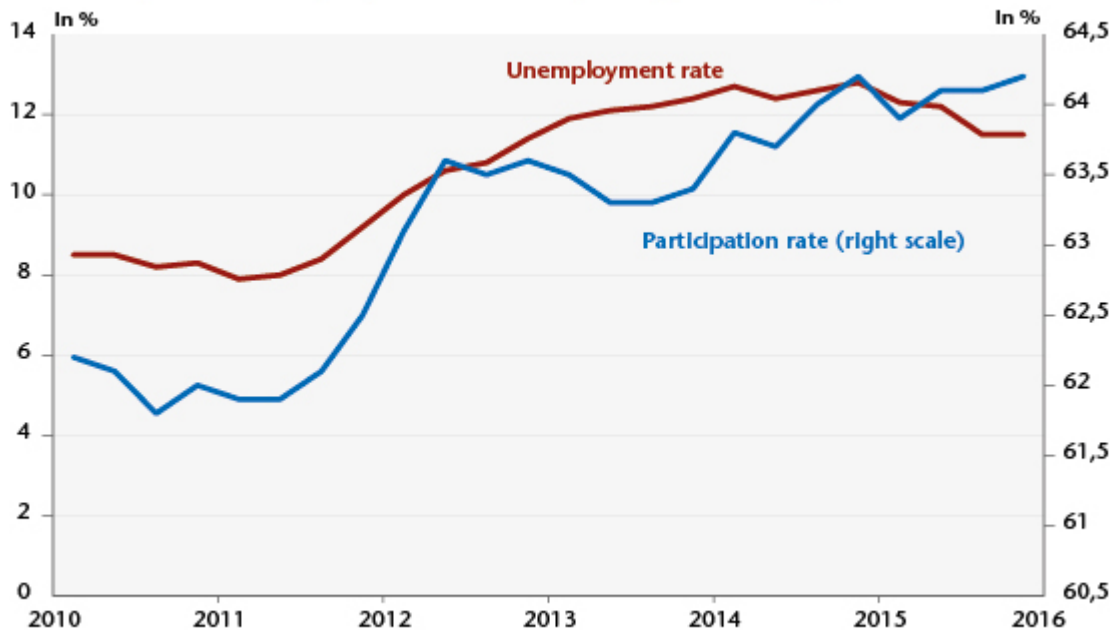


Sources : Istat, author's calculations.

In addition to new hires on permanent contracts, the Jobs Act has led to replacing precarious jobs with permanent jobs with increasing guarantees. Thus, 5.4 million new jobs were created in 2015 (+11% compared to 2014) [6], mainly permanent jobs. Of the 2.4 million permanent jobs created, there were 1.9 million new open-ended contracts and 500,000 fixed-term contracts that were converted into open-ended contracts (including 85,000 apprenticeship contracts), up sharply from 2014. There were also fewer collaboration contracts (a 45% decrease from Q3 2014 to Q3 2015) and apprenticeship contracts (-24.6%). Note also the 4.3% increase in the number of resignations and the 6.9% decrease in layoffs.

**The corollary to this jobs growth is a marked fall in the unemployment rate** (Figure 3), which fell to 11.4% in the last quarter of 2015 (from 12.8% one year earlier). However, the decline in unemployment was also due to stagnation in the labour force in 2015, unlike previous years that were marked by the pension reform.

**Figure 3. Unemployment rate and participation rates, 2010-2015**



Sources : Istat, author's calculations.

## Uncertainties remain

Matteo Renzi seems to have won his bet. Yet this fall in unemployment should not be over-interpreted, as a number of positive factors have undoubtedly contributed to strengthening this trend.

First, there was a windfall effect related to the announcement of the exemptions on social contributions for hiring new permanent employees, which led some companies to put off new hiring planned for 2014 until 2015 (which led to a rise in unemployment in late 2014). Moreover, part of the fall in unemployment is related to the impact of replacing precarious short-term contracts with the new permanent contracts with graduated protection (see above). The question is whether the new flexibilities allowed by these new contracts will be used over the next three years, and consequently whether there will be an increase in contract terminations.

In addition, the stagnation of the work force (Figure 3) has significantly amplified the downward trend in unemployment. With the improvement observed in the labour market, we expect in the future that the growth in the workforce that began in

the last quarter of 2015 will continue due to what is called in French an “effet de flexion”, or “bending effect”, [\[7\]](#) which would absorb some of the impact of the job creation in 2016 and 2017.

Furthermore, the Jobs Act was adopted when the economy was emerging from a recession, with a recovery that, while soft (+0.6% growth in 2015), still exceeded the growth potential [\[8\]](#). The easing of fiscal constraints had a stimulus effect in 2015, which may partially explain the fall in unemployment. As for monetary conditions, they are particularly favourable, as Italy is one of the main beneficiaries of the quantitative easing measures taken by the ECB.

Notwithstanding these qualifications, it is undeniable that the cut in the social contributions level has had a positive impact. The February 2016 report of the National Social Security Institute (INPS) showed that, of the 2.4 million new permanent jobs created in 2015, 1.4 million benefited from exemptions on employer contributions, or almost two-thirds of these new jobs. Moreover, the reduction of precarious job contracts and their replacement by permanent contracts, even if they offer less protection than before, is a rather encouraging sign for access to long-term employment by groups that have traditionally been more marginal (self-employed, collaboration contracts).

Perhaps the main regret about this reform is the absence of a component aimed explicitly at vocational training, which is one of the main weaknesses of Italy’s labour market. The country holds a dismal EU record for the number of young people (15-24) who are neither in employment nor in school or training. Moreover, the workforce has insufficient training, and investment in research and development is low, which results in low productivity. It is legitimate to want to take action on labour costs and the duality of the labour market, but this will not be enough to solve the problem of productivity and the inadequacy of the workforce. Matteo Renzi

would therefore do well to foresee an Act III in his labour reforms to finally pull the country out of its stagnation.

[1] See [C. Antonin, Réforme du marché du travail en Italie : Matteo Renzi au pied du mur](#), [Labour market reform in Italy: Matteo Renzi with his back to the wall], *Note de l'OFCE no. 48*.

[2] The monetary payment is determined by a scale based on the employee's seniority. It is equivalent to two months of the final salary per year of service, for a total that cannot be less than 4 months of salary and is capped at 24 months.

[3] "Intermediate status between salaried employment and self-employment, for workers not subject to a hierarchical subordination but 'coordinated' with the company and creator of certain social rights. These are self-employed workers who are, in fact, dependent on a single client company (which exercises limited management powers, for example in terms of the organization of work and the working time)." [E. Prouet, Contrat de travail, les réformes italiennes](#) [The job contract, the Italian reforms], France Stratégie, *La Note d'Analyse*, no. 30, May 2015.

[4] Other measures concerning short-time work ("chomage technique") are also planned, including that an employee on short-time work may not have their hours cut by more than 80% of their total work hours. Furthermore, the period during which a company may resort to this procedure is a maximum of 24 months over five rolling years.

[5] There is no national minimum wage in Italy, with minimum wages instead set at the industry level, as was the case in Germany before 2015.

[6] This figure of 5.4 million represents gross job creation, including all forms of employment (including very short-term

contracts), and without taking into account job destruction. In terms of net job creation between January 2015 and January 2016, we accept the figure of 229,000.

[7] When unemployment rises, working-age people are discouraged from reporting for the labour market. Conversely, when employment picks up again, some people are encouraged to return to the labour market, slowing the decline in unemployment; this phenomenon is called the “effet de flexion” in French, or the bending effect.

[8] Labour productivity tends to grow relatively slowly in Italy; consequently, an increase in production tends to create more jobs in Italy than in France for example, where labour productivity is higher.

---

# Labour market reform in Italy: Matteo Renzi up against the wall

By [Céline Antonin](#)

While Matteo Renzi had enjoyed a relative “state of grace” since his election in February 2014, the Senate vote in early December on the hotly disputed reform of the labour market (the Jobs Act) has led to a general strike, a first since he took office. Is this the end of Matteo Renzi’s honeymoon with the Italian people? Although his ascension to power had sparked a wave of hope, the initial results have been disappointing. The reforms are going down poorly as Italy

experiences its third consecutive year of recession (-0.2% growth forecast in 2014), and the country is facing criticism from the European Commission for its inability to reduce its structural deficit. This reform is inspired by a free market approach and aims to introduce a flexi-security system. The measure that is the particular focus of passion would remove Article 18 of the Labour Code, which allows reinstatement in the case of unfair dismissal.

In the latest [\*Note de l'OFCE \(no. 48, 16 December 2014\)\*](#), we study the reform of the labour market being undertaken in Italy, which is a major challenge due to the segmentation of the labour market, high youth unemployment and inappropriate costs relative to labour productivity. However legitimate the Jobs Act may be, it seems too partial to have any real impact. In the short term, Italy's priority should be on investment. The only way the country can re-establish normal access to bank financing and return to growth is through the combination of an expansionary monetary policy, the continued pursuit of a banking union, and an ambitious public investment policy. Once these conditions have been met, then the question of a structural reform of the labour market will arise; this reform must be coupled with reform of the goods market in order to allow Italy to restore productivity and achieve a sustainable improvement in its growth potential.